

# **ScoreCard Rewards Enrollment Guide**

## ScoreCard Rewards Program

The ScoreCard Rewards Program is a rewards program for American National Bank credit card holders to earn points when using their credit cards. Cardholders earn points that can be redeemed for tickets to local events, statement cash back credits, travel rewards, gift cards and more.

SCORECARD

LOGIN REGISTER

Shop Rewards ▼

EXPERIENCES

**Browse Category**

[Popular for Her](#)

[Popular for Him](#)

[Popular for Kids](#)

[Home](#)

[Electronics](#)

[Recreation](#)

[Business Products](#)

[Sports](#)

[Personal](#)

[Travel Items](#)

[Discounts](#)

[Gifting](#)


**Experiences**

[Food & Wine](#)


Value : Low to High ▼

View : 12 ▼


1-12 of 25 products | [1](#) [2](#) [3](#) [Next](#)



Myrtle Beach, South Carolina Golf  
by JustRewards™



Rent a Harley Davidson Motorcycle for 5 Days and...  
by JustRewards™



St. Louis Beer Garden Blues  
by JustRewards™

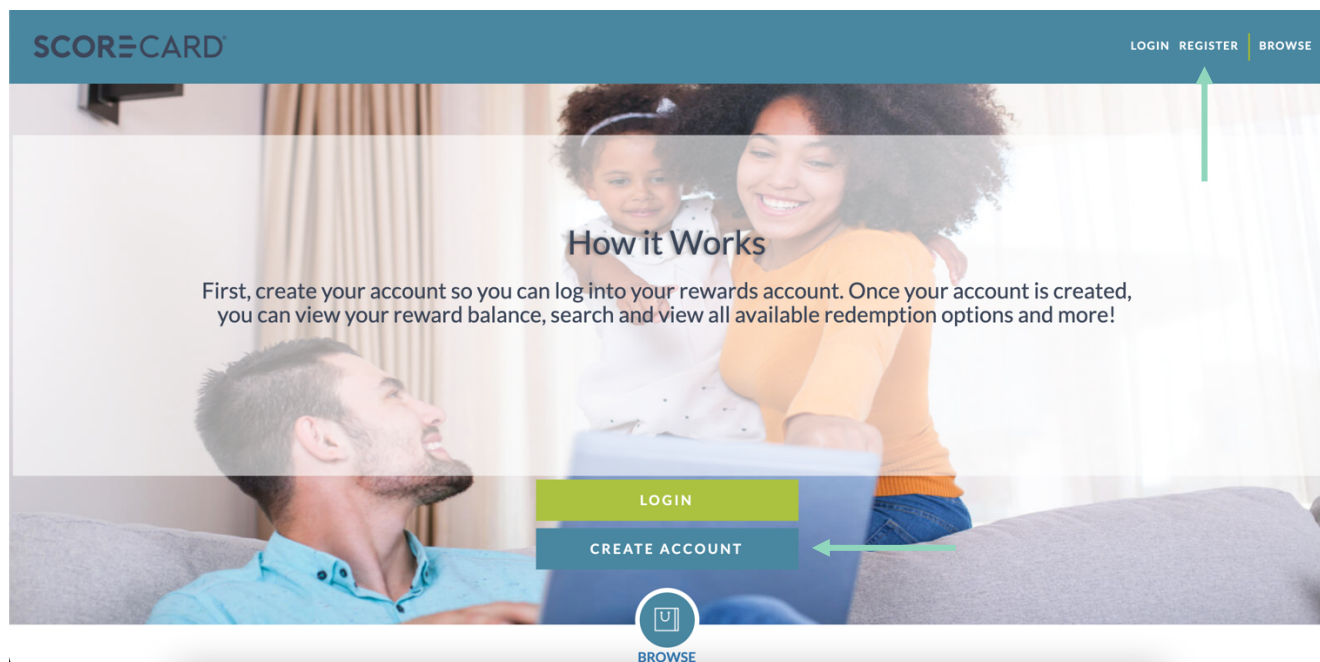
## Enrolling in ScoreCard Rewards

### STEP 1

Visit [www.scorecardrewards.com](http://www.scorecardrewards.com).

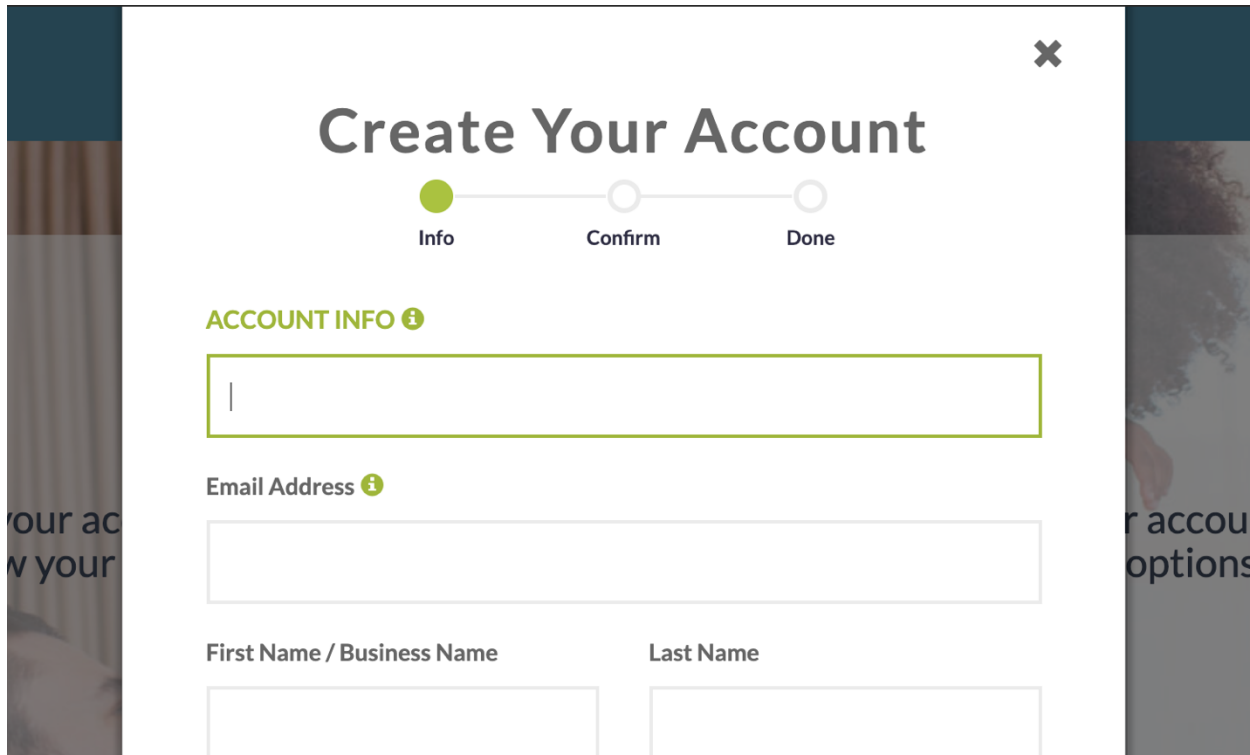
### STEP 2

Select **Register** or **Create Account** on the homepage.



### STEP 3

Enter your **Account Info**, Select a **Username and Password**, create your **Security Questions**, then select **Submit**.

A screenshot of a 'Create Your Account' form. At the top, there's a title 'Create Your Account' and a progress bar with three steps: 'Info' (active, green circle), 'Confirm' (inactive, grey circle), and 'Done' (inactive, grey circle). Below the progress bar, the section is titled 'ACCOUNT INFO' with an information icon. The form contains several input fields: a large text field for the account name, an 'Email Address' field with an information icon, and two side-by-side fields for 'First Name / Business Name' and 'Last Name'. The form is set against a background image of a person's face, partially obscured by dark vertical bars on the left and right sides. A close button (X) is in the top right corner of the form area.

**Create Your Account**

Info Confirm Done

**ACCOUNT INFO** ⓘ

|

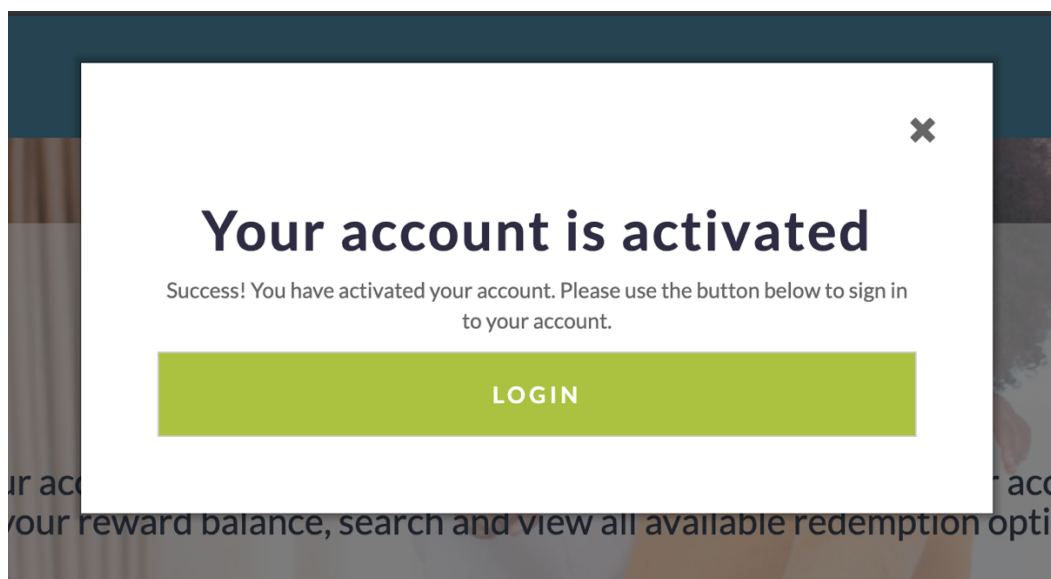
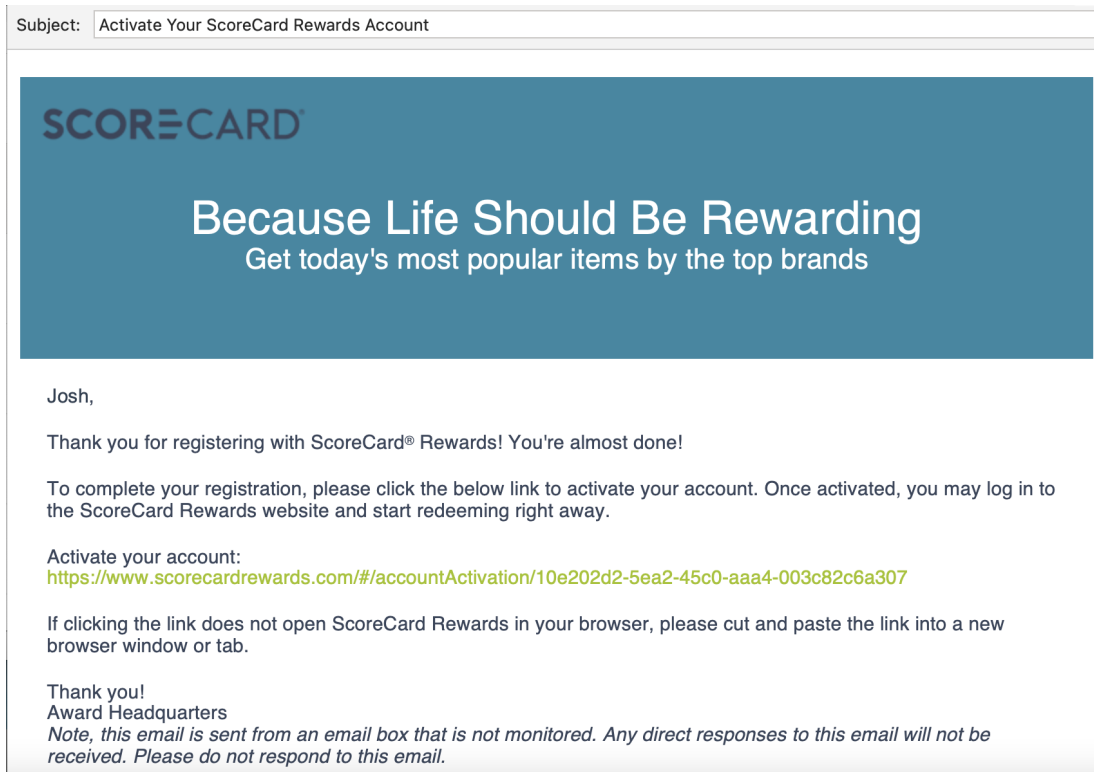
Email Address ⓘ

First Name / Business Name Last Name

Please note, for “Account Info” please use your **billing account** if your rewards roll up together, or use your **credit card number** if your points stay at the card level.

#### STEP 4

**Check your email inbox** for an activation notice from **AwardHeadquarters@ScoreCardRewards.com**. Follow the steps provided to **activate your account**.



#### STEP 5

**Congratulations!** Now you can start earning, tracking and redeeming your ScoreCard Rewards points.